

Recycling

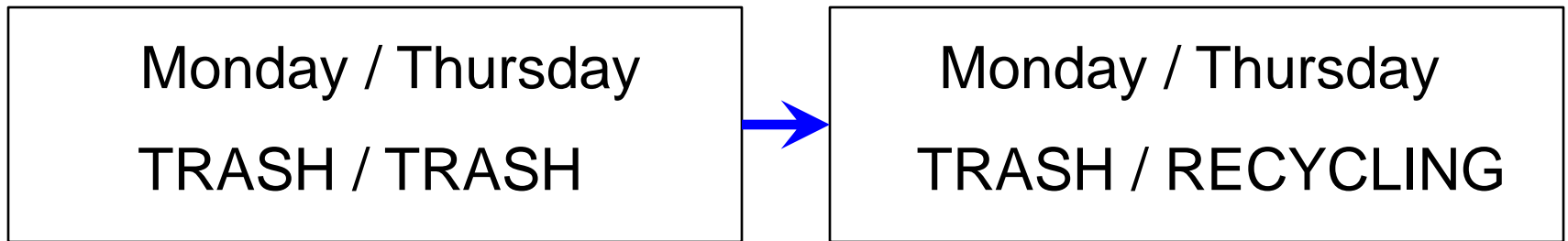
- Basic Criteria
- Basic Plan
- Pilot Study

Basic Criteria

1. Must save money
2. Must not require an ordinance change
 - No rate change
 - No change in basic service

Basic Plan

Convert one TRASH pickup to RECYCLING:



- Maintains 2X per week service
- Follows Holiday Hills pilot

Basic Plan

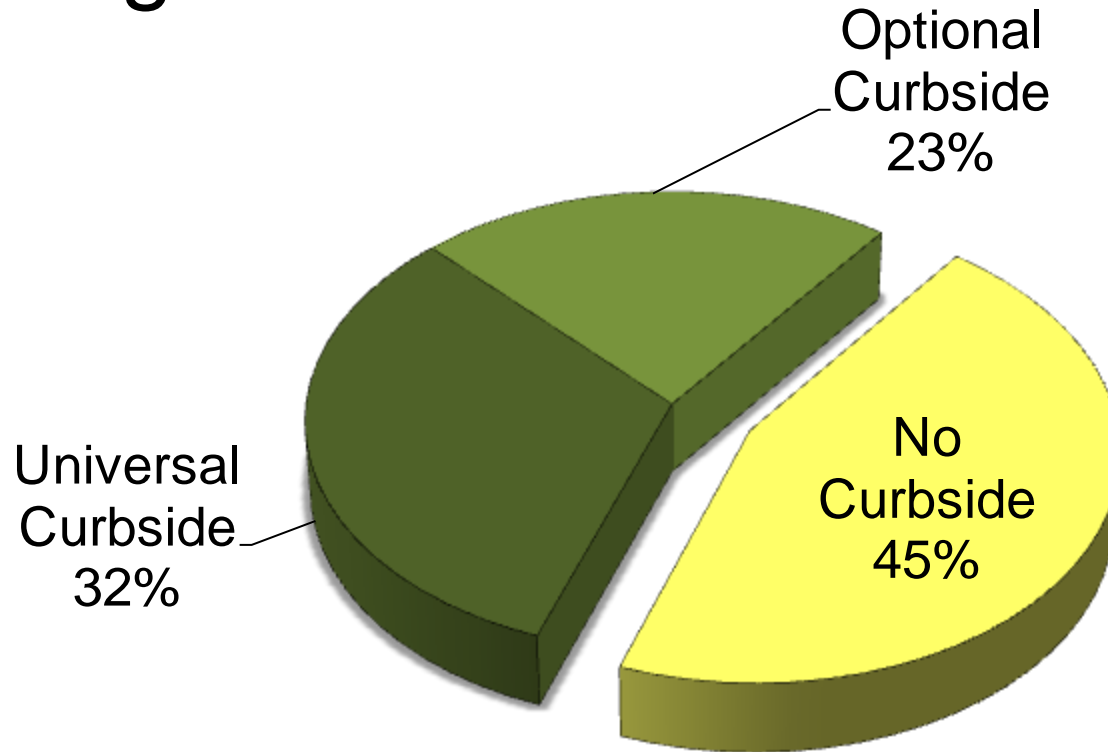
- Half the City Now
- Whole City by end of 2014

Pilot Study

- Participation
- \$\$\$

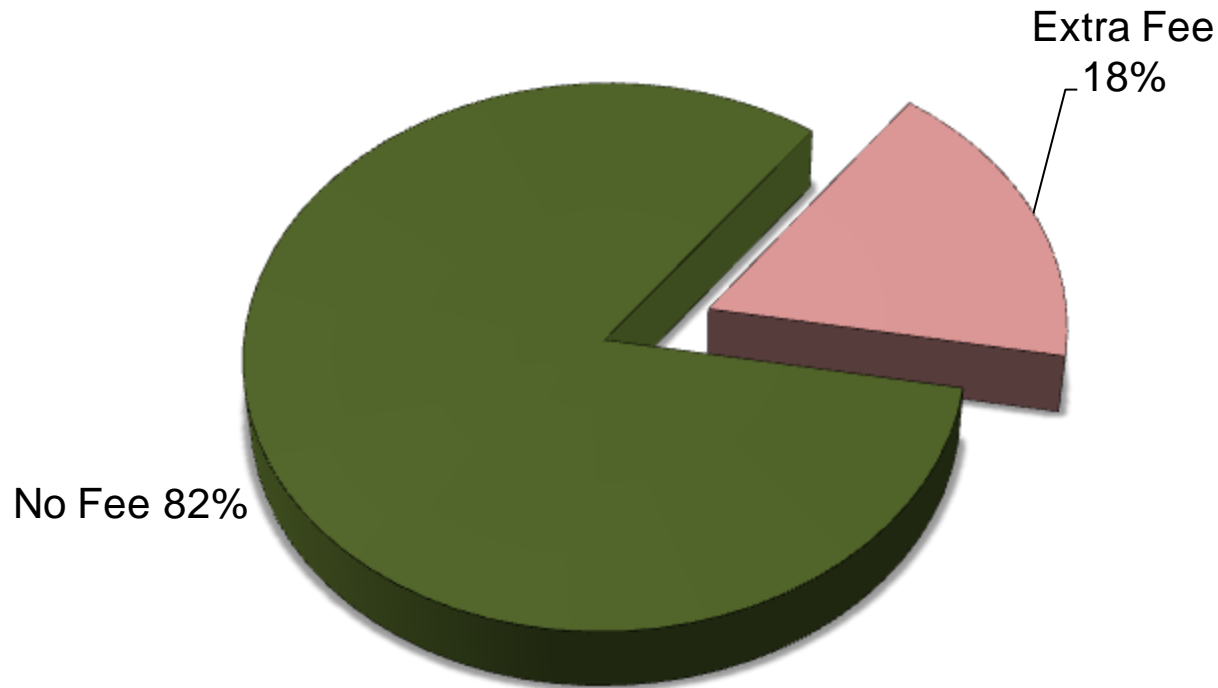
Participation in Bluegrass

31 Bluegrass Cities:



Participation in Bluegrass

17 Bluegrass Cities with Curbside:



Pilot Study

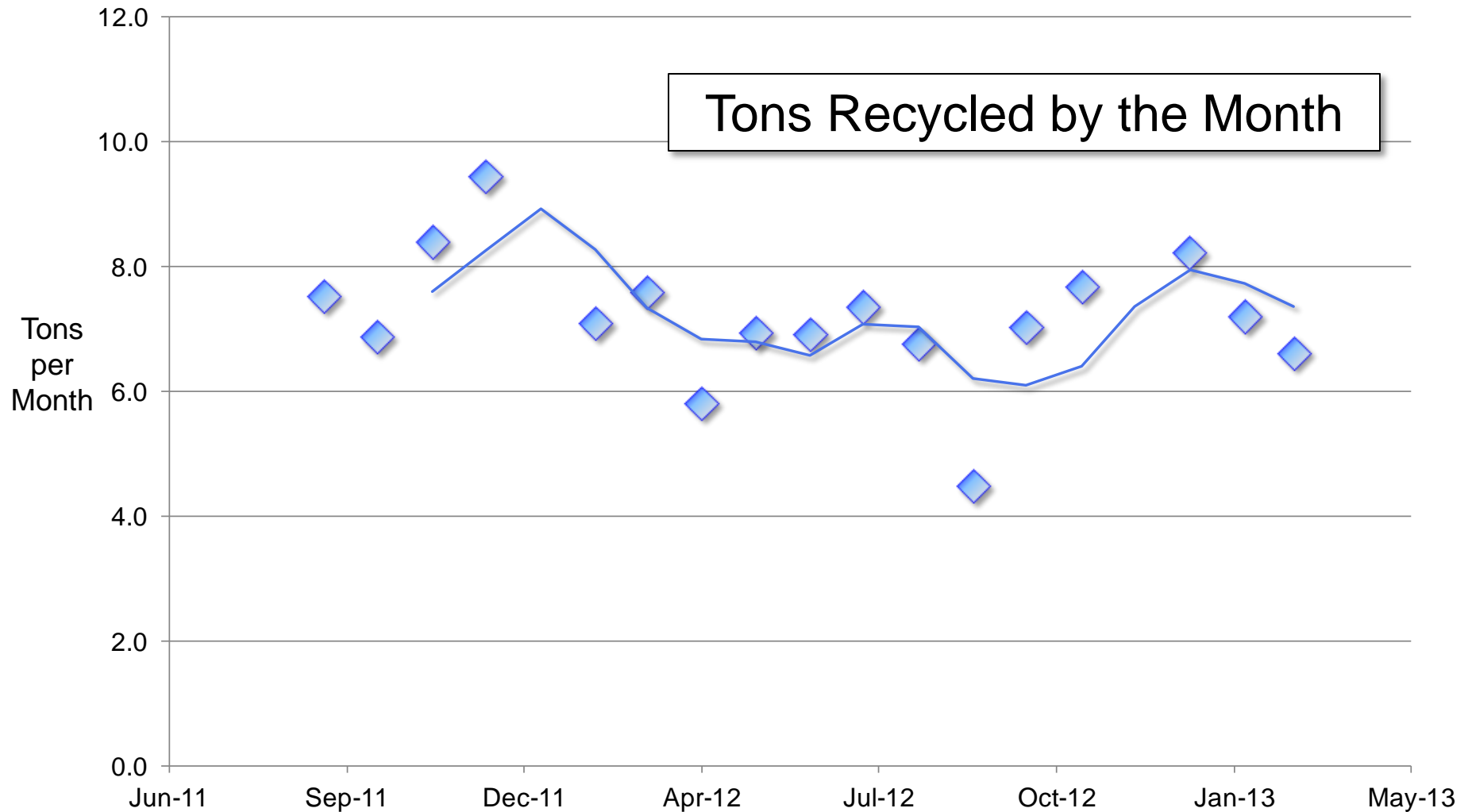
- Participation
 - by the Ton
 - by Household

Participation by the Ton

$$\frac{160.3 \text{ tons recycled}}{1,145 \text{ tons total waste}} = 0.14$$

14%

Participation by the Ton



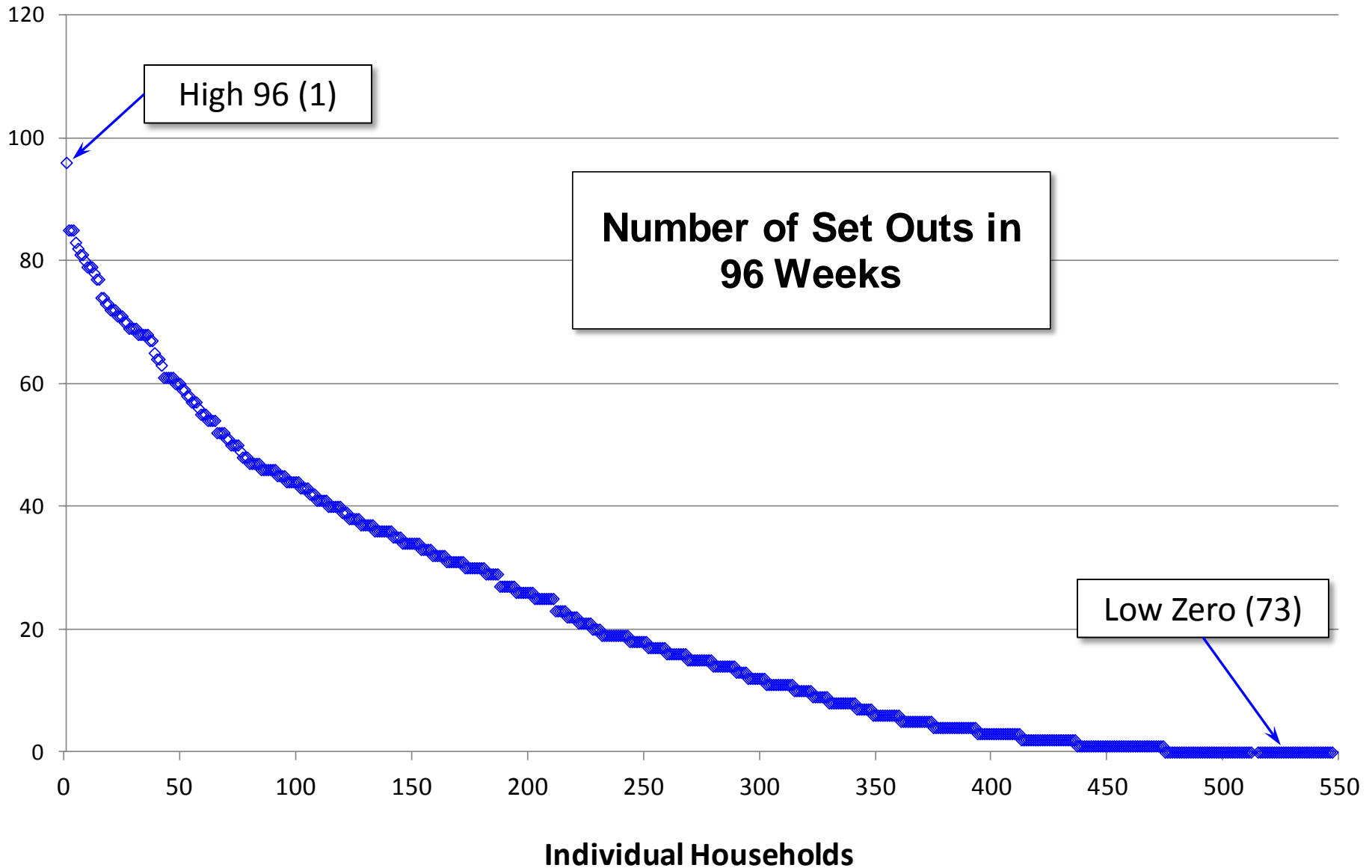
Pilot Study

Participation

$$14\% = 1/7^{\text{th}}$$

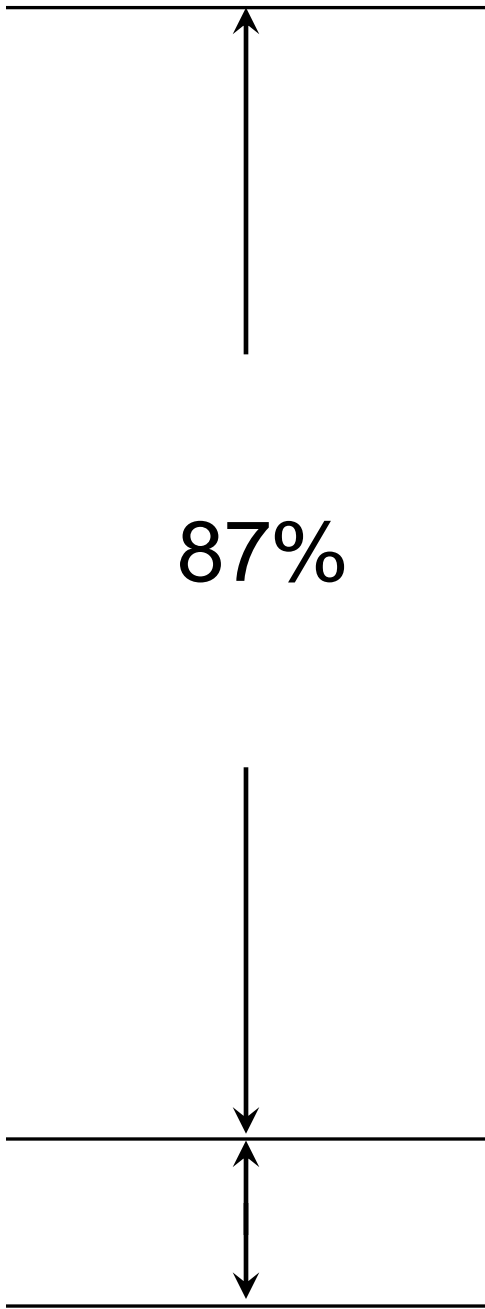
S	M	T	W	Th	F	S
	T					
	T					
	T					
	T					
	T					
	T			R		

Participation by Household



Participation

Grade	Criteria	Time Between Set Outs (Weeks)	Number of Households	% of Households
A	At or Above U.S. Average	1 - 2	79	14%
B	Above HH Average	3 - 5	180	33%
C	Satisfactory - HH Average	6 - 30	134	25%
D	Below Break Even	>30	81	15%
F	Never	-	73	13%
TOTALS			547	100%



A

14%

B

33%

C


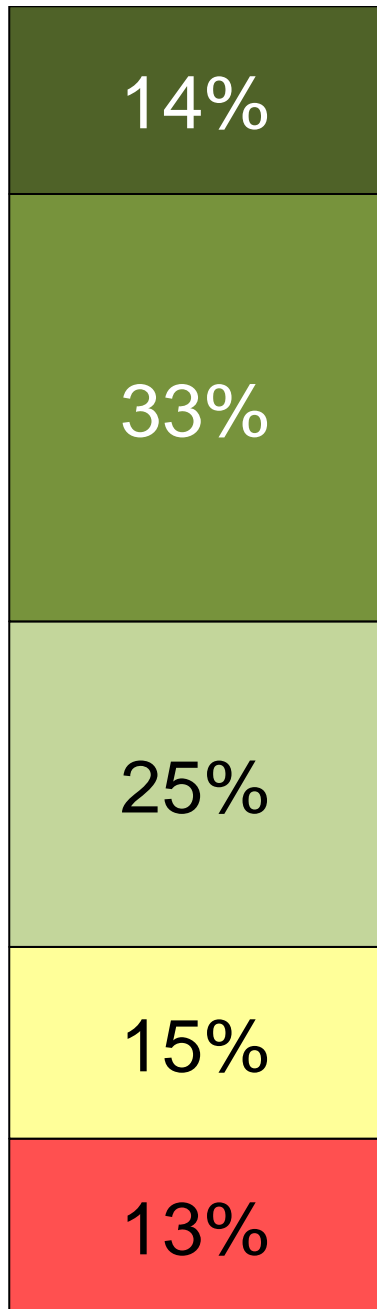
25%

D

15%

F

13%

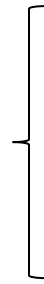


\$\$\$

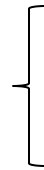
Total Costs

Operating Costs
(per ton)

+ Capital Costs
(fixed)



Transportation
Disposal



Curbits
Education

Pickup

\$\$\$

\$\$\$ - Operating Costs (per ton)

	Trash	Recycling
Pickup	\$61	\$61

- same total tons
- same equipment
- same procedure
- same manpower
- same efficiency?

\$\$\$

\$\$\$ - Operating Costs (per ton)

	Trash	Recycling
Transportation	\$30	\$30

Landfill

25.6 miles

31 minutes

MRF

25.2 miles

28 minutes

Pilot Study



Pilot Study



Pilot Study

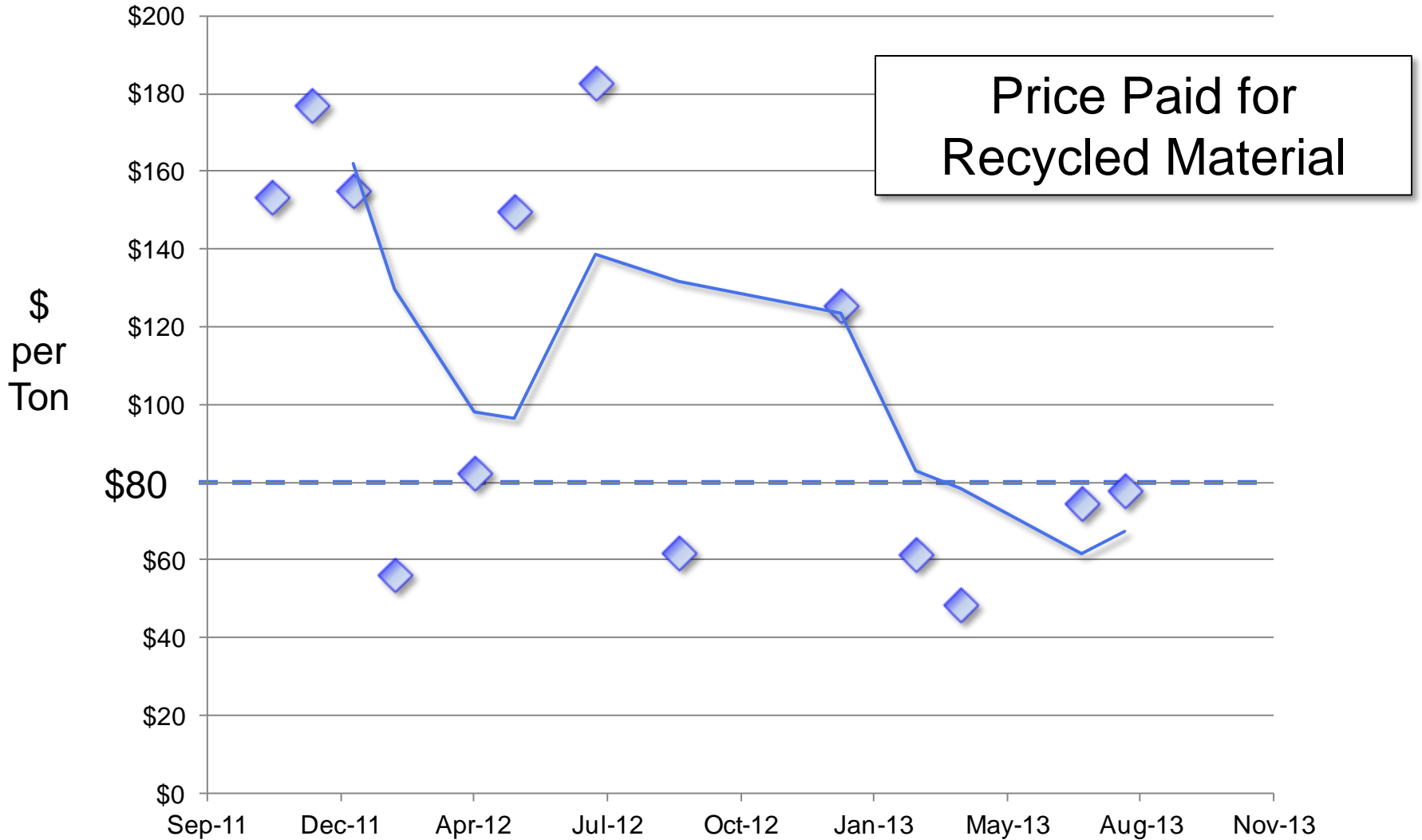
\$\$\$ - Operating Costs (per ton)

	Trash	Recycling
Disposal	\$18.80	\$80.00

We pay
them.

They
pay us.

Pilot Study



Pilot Study

\$\$\$ - Operating Costs (per ton)

$$\begin{array}{r} \$18.80 \\ + \$80.00 \\ \hline \$98.80 \end{array} \quad \begin{array}{l} \text{Net Benefit} \\ \text{per Ton} \end{array}$$

\$\$\$

One year at 14%:

$$11,760 \times 0.14 \times \$98.80 = \$162,664$$

total
curbit
tons
citywide

\$\$\$

Capital Costs - Education

- public meetings \$ 200
- individual mailings \$3,750
- bill stuffers \$1,200
- newspaper ads \$1,600
- door hangers \$2,450
- website \$ 0

\$9,200

\$\$\$

Capital Costs - Education

\$9,200 every 5 years

= \$1,840 per year

\$\$\$

Capital Costs - Curbits

Cost of new curbit = \$52.50

6,847 curbits

$$6,847 \text{ curbits} \times \frac{\$52.50}{\text{curbit}} = \boxed{\$359,467.50}$$

\$\$\$

Capital Costs - Curbits

Life of curbit = 11.6 years

$$\frac{\$359,467.50}{11.6 \text{ years}} = \frac{\$30,988.58}{\text{year}}$$

\$\$\$

Total Costs - Summary

Operating Costs
(per ton)

0

+ Capital Costs
(fixed – per year)

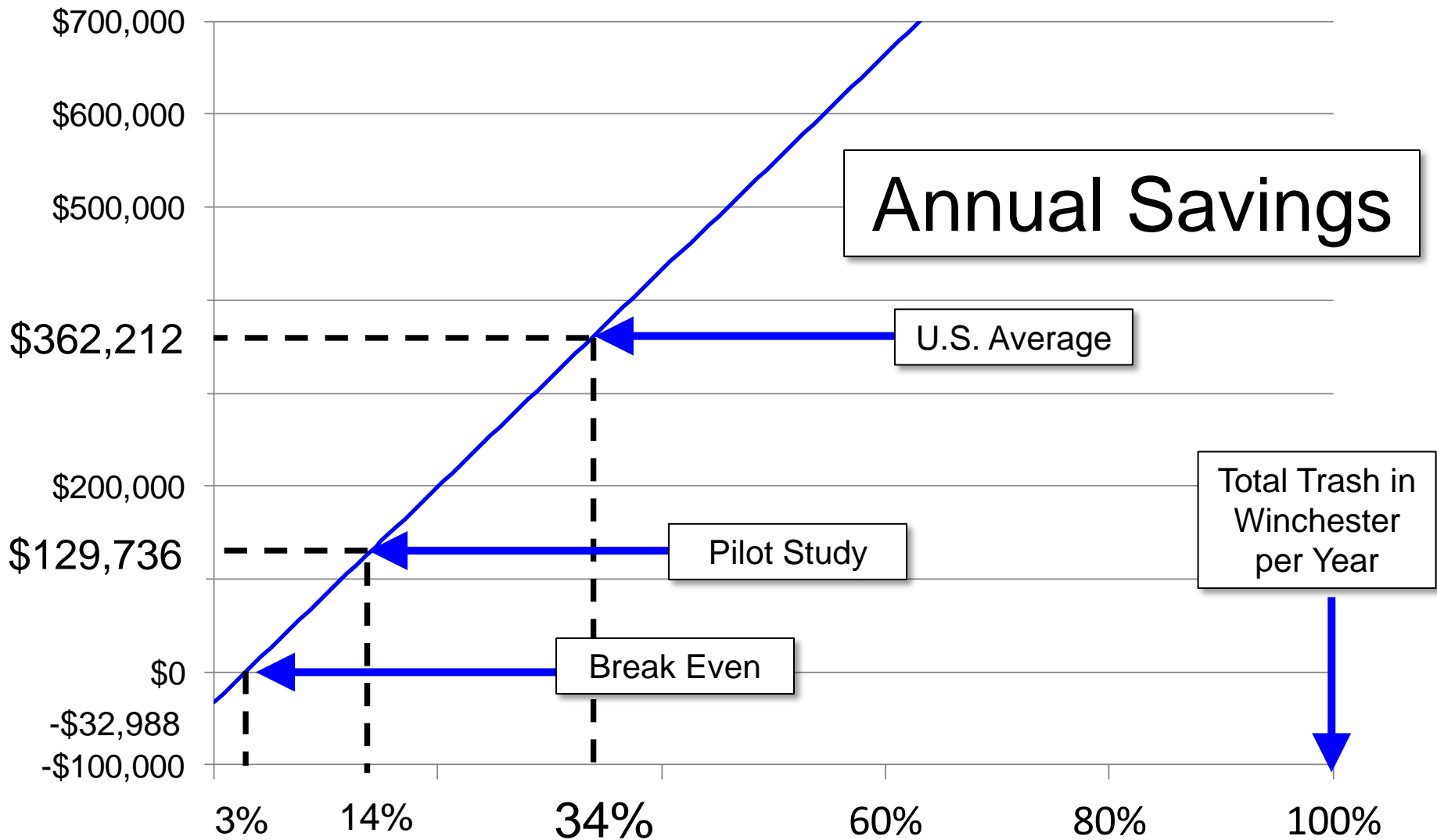
\$

{

Pickup
\$

{
Transportation
0

Disposal
\$98

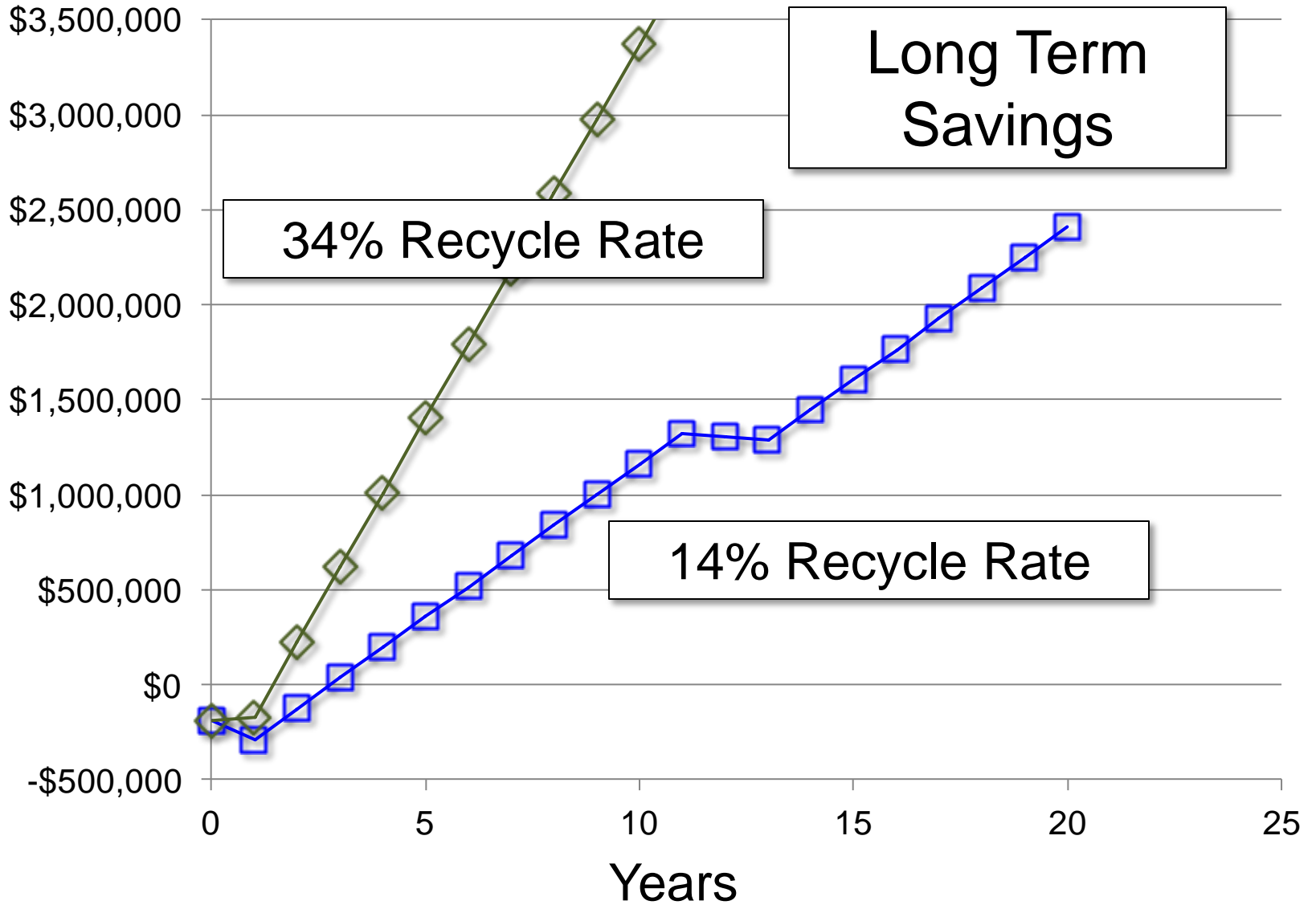


Long
Term
Savings

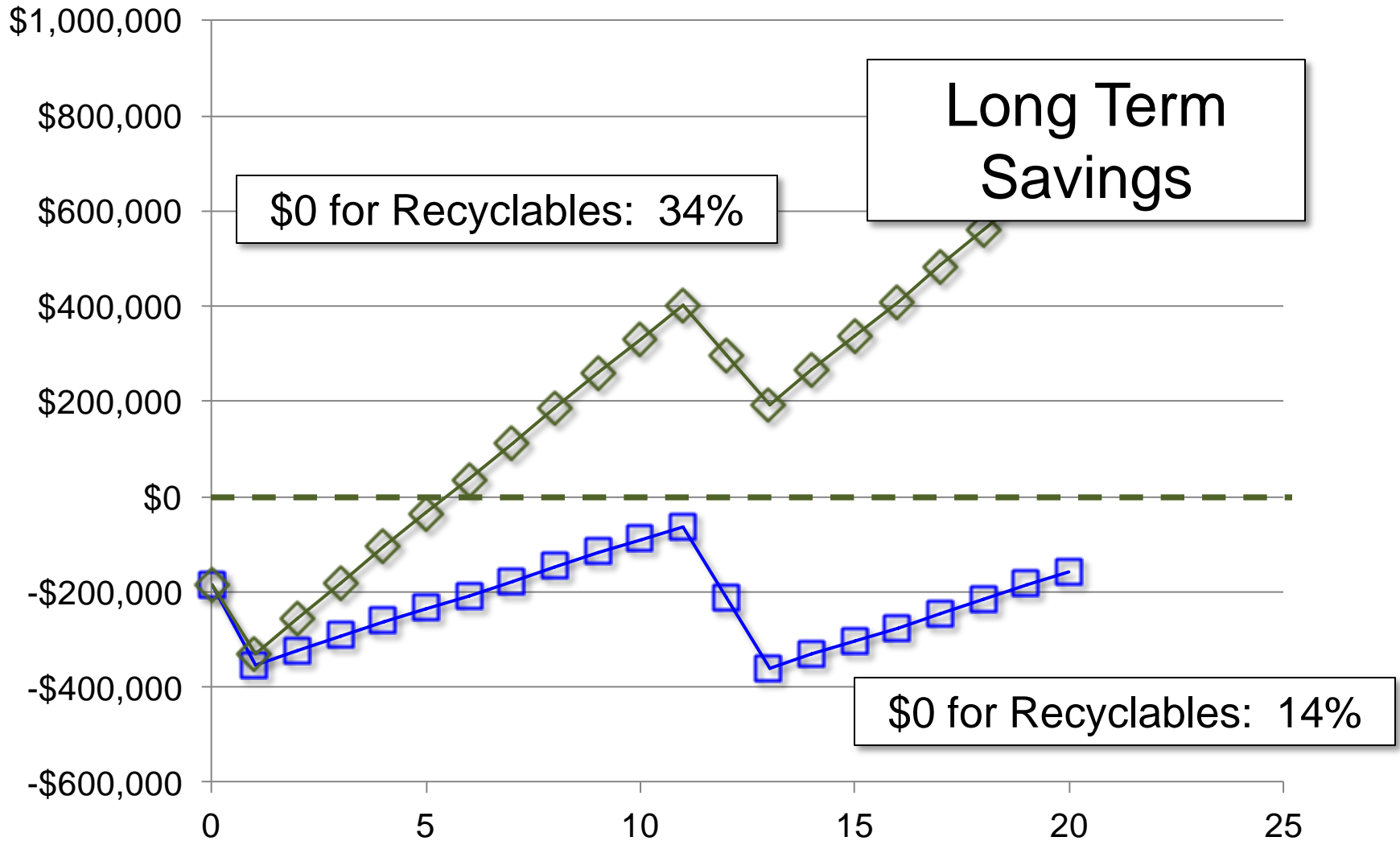
14%
Recycle
Rate

Year	Curbits	Education	Revenue	Balance
0	\$(179,734)	\$ (4,600)	\$ -	\$ (184,334)
1	\$(179,734)	\$ (4,600)	\$ 81,332	\$ (287,336)
2			\$162,664	\$ (124,672)
3			\$162,664	\$ 37,993
4			\$162,664	\$ 200,657
5		\$ (4,600)	\$162,664	\$ 358,721
6		\$ (4,600)	\$162,664	\$ 516,786
7			\$162,664	\$ 679,450
8			\$162,664	\$ 842,114
9			\$162,664	\$1,004,779
10		\$ (4,600)	\$162,664	\$1,162,843
11		\$ (4,600)	\$162,664	\$1,320,907
12	\$(179,734)		\$162,664	\$1,303,838
13	\$(179,734)		\$162,664	\$1,286,768
14			\$162,664	\$1,449,432
15		\$ (4,600)	\$162,664	\$1,607,497
16		\$ (4,600)	\$162,664	\$1,765,561
17			\$162,664	\$1,928,225
18			\$162,664	\$2,090,890
19			\$162,664	\$2,253,554
20		\$ (4,600)	\$162,664	\$2,411,618

\$\$\$



\$\$\$



Summary

- Recycling will save money
- No change in rates or service
- Half City Now
- Whole City by End of 2014

— • —